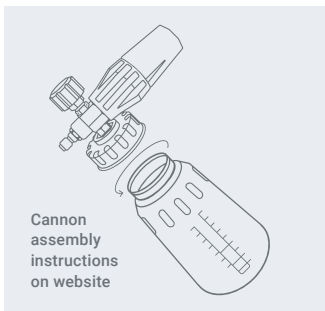




# APPLICATION MANUAL

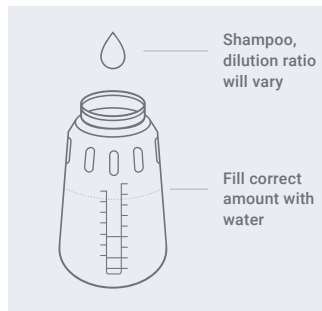
## PRECAUTIONS:

- Clean Blizzard Foam Cannon between uses.
- Clear filter regularly.
- Ensure tight connection to pressure washer before turning on.
- Do not spray at people.
- Keep away from children.
- We recommend standing two to five feet away from the object you are spraying.



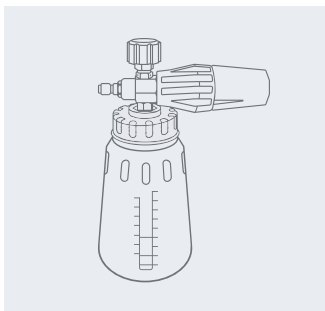
### STEP #1

Unscrew the **BLIZZARD** transparent bottle from the foam cannon.



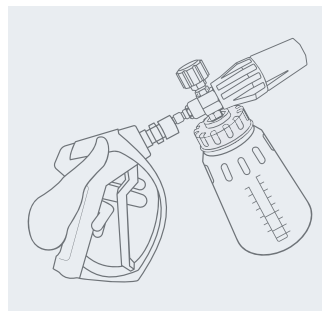
### STEP #2

Fill the transparent bottle w/ water. Following the correct dilution, add soap of choice.



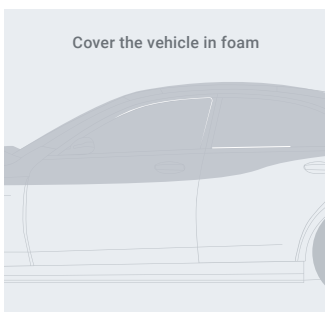
### STEP #3

Reassemble the Foam Cannon and attach to a pressure washer wand.



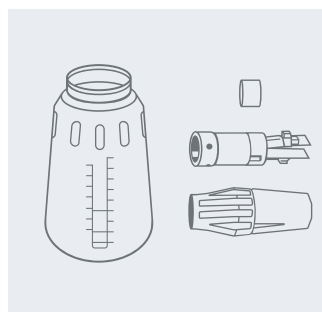
### STEP #4

Use the Blizzard Foam Cannon by pulling the trigger.



### STEP #5

Proceed to wash the vehicle you are servicing by covering the vehicle from top to bottom.



### STEP #6

Make sure to wash out the foam cannon between uses to avoid build-up.