



APPLICATION MANUAL

PRECAUTIONS:

- Make sure the vehicle has been washed & decontaminated.
- For best results, wait 10 to 15 minutes in between layers.
- We recommend using less product on additional layers.
- Check the humidity and the temperature of both the surface & surrounding area. (60°F +).
- Do not apply the sealants in direct sunlight, on a hot surface or under a heat lamp.
- Test product on an inconspicuous area before applying.
- Work in a ventilated area, and use gloves.
- Keep away from children.
- We recommend having different light sources to ensure proper installation.




STEP #1

Shake
GRACE
 Before Use.



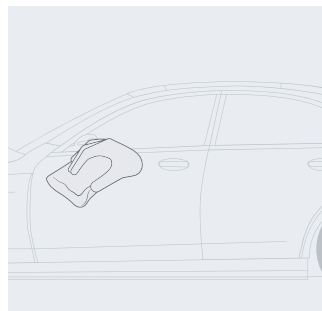
STEP #2

Do not apply in direct sunlight.
 Apply in good lighting.




STEP #3

Apply a moderate amount of product to a Microfiber **BLACK FOX APPLICATOR** or Microfiber towel. Alternatively, spray the product directly onto the paint and spread it out left and right, then up and down, covering the entire panel.



STEP #4

Work the sealant into the paint evenly until it appears nearly imperceptible.



STEP #5

Turn the towel or applicator over and continue buffing.



STEP #6

Switch to a fresh towel and buff the area once more, removing any excess. Do not drive the vehicle for at least 2 hours.