



# APPLICATION MANUAL

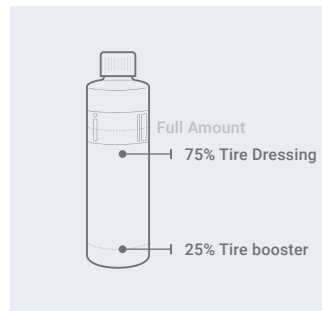
## PRECAUTIONS:

- Make sure the vehicle's tires have been washed and decontaminated.
- For best results, wait 10 to 15 minutes in between layers.
- Check the humidity and the temperature of both the surface & surrounding area. (60°F +).
- Do not apply the coating in direct sunlight, on a hot surface or under a heat lamp.
- Test product on an inconspicuous area before applying.
- Work in a ventilated area, and use gloves.
- Keep away from children.
- Discard towel & Suede Applicator immediately after use.
- We recommend having different light sources to ensure proper installation and reduce the risk of high spotting.



## STEP #1

Shake  
**INDIVIDUAL BOTTLES**  
Before Use.



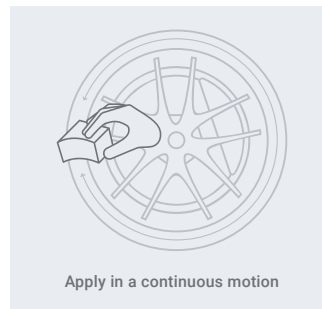
## STEP #2

Fill an empty Fireball Division Bot-  
tle with 25% Tire Booster with 75%  
Fireball Tire Dressing (Satin, Gloss,  
or Janus).




## STEP #3

Shake combined solution well to  
mix. Apply a small amount of prod-  
uct to a **TIRE PAD**



## STEP #4

Apply the mixture evenly around  
the tire.



## STEP #5

In case of over-application, wipe  
excess away.



## STEP #6

Let the tire dressing dry completely  
before driving.