



# APPLICATION MANUAL

## PRECAUTIONS:

- Make sure the vehicle's tires have been washed and decontaminated.
- For best results, wait 10 - 15 minutes in between layers.
- Check the humidity and the temperature of both the surface & surrounding area. (60°F +).
- Do not apply the coating in direct sunlight, on a hot surface or under a heat lamp.
- Test product on an inconspicuous area before applying.
- Work in a ventilated area, and use gloves.
- Keep away from children.
- Discard towel & Suede Applicator immediately after use.
- We recommend having various light sources during application.




## STEP #1

Shake  
**TIRE SATIN**  
Before Use.



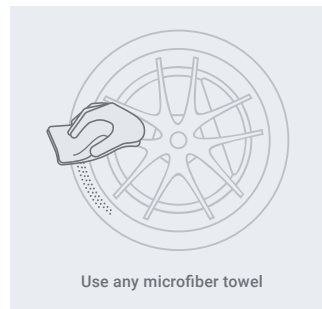
## STEP #2

Apply a small amount of product to a tire pad or applicator.




## STEP #3

Apply the product evenly.



## STEP #4

In case of over-application, wipe excess away.



## STEP #5

For efficient application on large tires, apply the dressing with a detailing brush.



## STEP #6

Let the tire dressing dry completely before driving.