



APPLICATION MANUAL

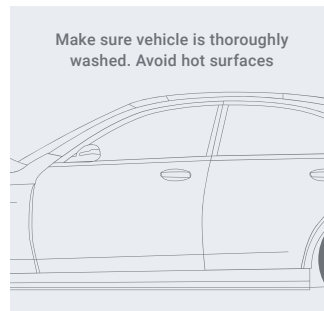
PRECAUTIONS:

- Check the humidity and the temperature of both the surface & surrounding area.
- Do not apply in direct sunlight, on a hot surface or under a heat lamp.
- Keep away from children.



STEP #1

Shake
WAX OFF
Before Use.




STEP #2

Make sure the vehicle is pre-washed and in a cool environment. Do not wash in direct sunlight.



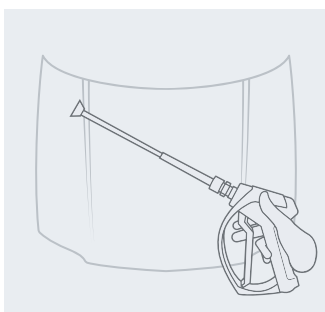
STEP #3

Spread wax off onto an applicator or onto the surface.



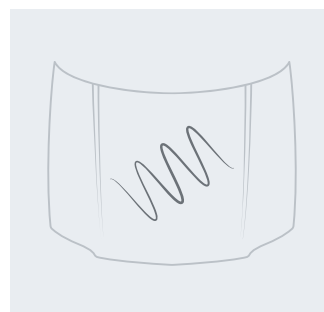
STEP #4

Spread across the surface with slight pressure. Wait 30 - 60 seconds before rinsing (may dry completely dependent on temperature and humidity).



STEP #5

Rinse away with pressurized water.



STEP #6

Repeat as necessary. Re-wash car once satisfied.

Wax Off can also be used to clean pads.