



# APPLICATION MANUAL

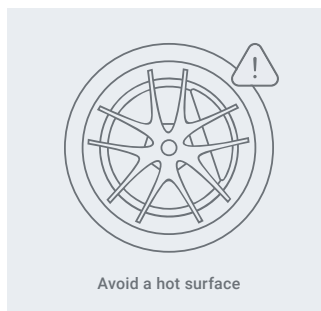
## PRECAUTIONS:

- Check the humidity and the temperature of both the surface & surrounding area.
- Do not apply in direct sunlight, on a hot surface or under a heat lamp.
- Keep away from children.



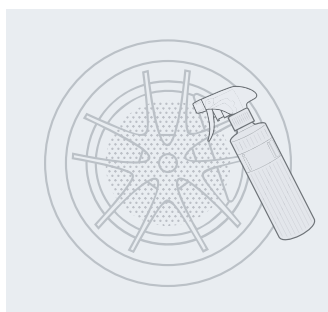
### STEP #1

Shake  
**WHEEL & IRON**  
Before Use.  
(Formally known as Wheel ++)



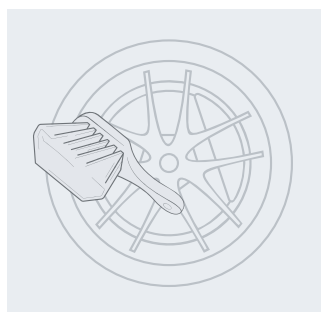
### STEP #2

Make sure the vehicle is in a cool environment. Do not wash in direct sunlight.



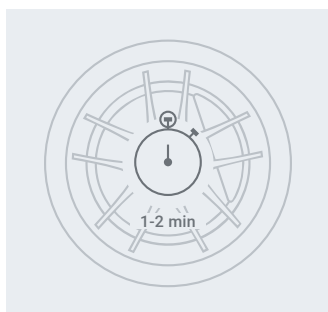
### STEP #3

Spray onto wheels and tires.




### STEP #4

Agitate with a detailing brush if needed. DO NOT cross contaminate your brush. Use a separate wheel bucket for cleaning off the brush and avoiding scratches.



### STEP #5

Let dwell for 1 - 2 minutes.



### STEP #6

Rinse with pressurized water.