



APPLICATION MANUAL

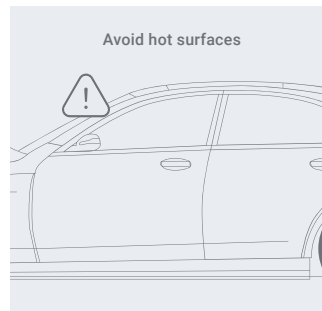
PRECAUTIONS:

- Make sure the vehicle has been decontaminated before pressure washing. Hand washes can precede decontamination.
- Check the humidity and the temperature of both the surface & surrounding area. (60°F +).
- Do not use wash products in direct sunlight, on a hot surface or under a heat lamp.
- Test products in an inconspicuous area before wash.
- Wear appropriate safety equipment.
- Keep away from children.



STEP #1

Shake
PH3 SHAMPOO
Before Use.



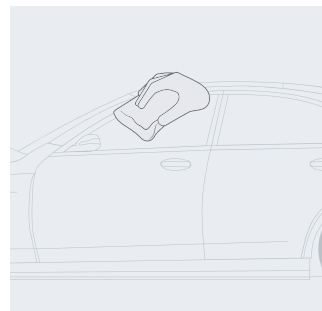
STEP #2

Make sure the vehicle is in a cool environment. Do not wash in direct sunlight.



STEP #3

Dilute 1:600 ~ 1:1000 into a bucket.



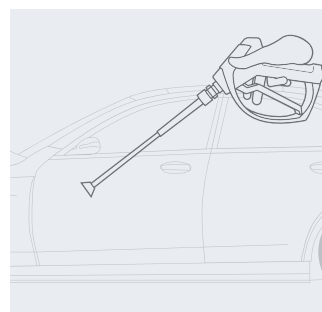
STEP #4

Completely wash the vehicle using a **WASH MITT** or **WASH PAD**. Begin w/ the top of the vehicle and work downwards.



STEP #5

Periodically rinse the wash mitt with clean water. We recommend using the three bucket method to avoid scratching vehicle with dirty water.



STEP #6

Rinse off with water. Do not let PH3 Shampoo dry on the vehicle.



APPLICATION MANUAL

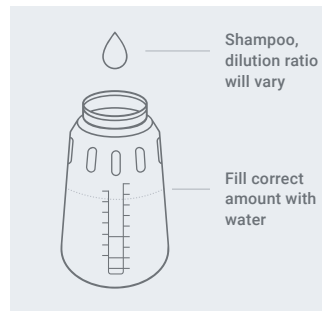
PRECAUTIONS:

- Make sure the vehicle has been decontaminated before pressure washing. Hand washes can precede decontamination.
- Check the humidity and the temperature of both the surface & surrounding area. (60°F +).
- Do not use wash products in direct sunlight, on a hot surface or under a heat lamp.
- Test products in an inconspicuous area before wash.
- Wear appropriate safety equipment.
- Keep away from children.



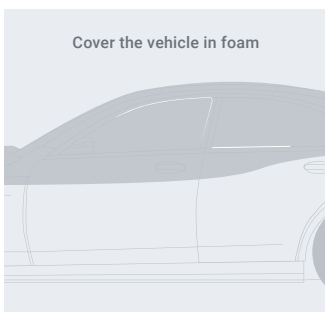
STEP #1

Shake
PH3 SHAMPOO
Before Use.



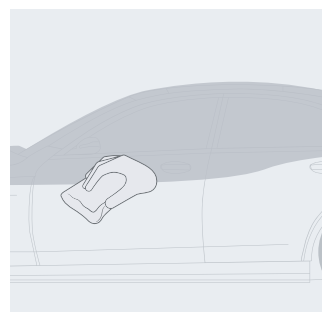
STEP #2

Dilute with water from 1:5 ~ 1:10 into your foamer of choice. Shake thoroughly to mix.



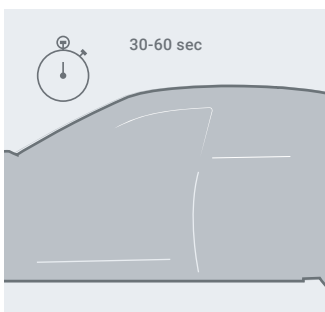
STEP #3

Spray shampoo evenly across the entire vehicle.



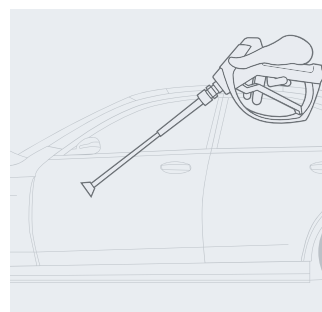
STEP #4

If needed, spread to full coverage with a **WASH MITT** or **WASH PAD**.



STEP #5

Let dwell for 30-60 seconds. Do not let PH3 Shampoo dry on the vehicle.



STEP #6

Rinse off with water.